



ROYAL[®]
Trim & Mouldings

**SHIPLAP/NICKEL GAP
BEADBOARD & PLANKS**


OLD WORLD CHARM. PVC TECH.

Create magnetic charm indoors and out, with Royal® Nickel Gap Shiplap, Beadboard and Wainscoting trim.

Our nickel gap or shiplap profiles give homeowners a striking entryway focal point or compelling interior room feature wall—whether positioned in a traditional horizontal or a more contemporary beadboard vertical direction. Easy-to-install wainscoting adds warmth to any room or hallway. Our reversible beadboard/v-groove lends sophistication and function to porch ceilings and soffit applications.

What they all have in common: cellular PVC material that combines lasting beauty with unparalleled performance.

- **Architectural Polymer**
- **Waterproof**
- **Termite Proof**
- **Paintable**
- **Low Maintenance**
- **Easy to install in traditional tongue and groove or with hidden nailing hems**






4 PROFILE SELECTION







CLASSIC V-GROOVE ON ONE SIDE.



NANTUCKET STYLE BEADBOARD ON THE OTHER.

NEW 8" REVERSIBLE BEADED PLANK

#3154
Dimensions: 1/2" x 7-1/4"
Lengths: 16' | 18'

The newest member of our beadboard family shows off its versatility in one application after another.

- Interior & exterior applications
- 26% more area than traditional 6" beadboard for faster install
- Hidden nailing hem for seamless installation
- Lower-sheen Celuka extrusion
- Full PVC Skin—no milled surfaces
- Waterproof
- Available in small pack sizes and bulk units
- Available with Tough Pack shrink wrap for more protection



NICKEL GAP BEADED PLANK

#9825

Dimensions: 5/16" x 7-5/16"

Lengths: 8'

Interior applications:

wainscoting in bathrooms, kitchens and hallways

- Reversible
- Hidden nailing hem
- Extruded - full skin
- Waterproof



BEADBOARD

#2352


Dimensions: 3/8" x 5-1/2"

Lengths: 8' | 12' | 16' | 18'

Interior & exterior applications:

wainscoting and porch ceilings

- Hidden nailing hem
- Extruded - full skin
- Waterproof




6" NICKEL GAP/SHIPLAP
#9830

Dimensions: 5/8" x 5-1/2"
Lengths: 8' | 12' | 18'

Interior & exterior applications:
 soffits & porch ceilings, mudrooms, bathrooms
 and accent walls

- Can be used with hidden fastening systems like Starborn® and Cortex®
- Reversible
- Hidden nailing hem
- Extruded - full skin
- Waterproof




8" NICKEL GAP/SHIPLAP
#9834

Dimensions: 5/8" x 7-1/8"
Lengths: 8' | 12' | 18'

Interior & exterior applications:
 soffits & porch ceilings, mudrooms, bathrooms
 and accent walls

- Can be used with hidden fastening systems like Starborn® and Cortex®
- Reversible
- Hidden nailing hem
- Extruded - full skin
- Waterproof



6" NICKEL GAP/V GROOVED PLANK #9952

Dimensions: 3/4" x 5-1/2"

Lengths: 16' | 18'

Exterior applications:
soffits & porch ceilings

- Reversible
- Tongue & groove
- Milled
- Waterproof




8" NICKEL GAP/V GROOVED PLANK #3144

Dimensions: 3/4" x 7-1/4"

Lengths: 18'

Exterior applications:
soffits & porch ceilings

- Reversible
- Tongue & groove
- Milled
- Waterproof




6" NICKEL GAP/V GROOVED PLANK
#9990

Dimensions: 3/4" x 5-1/2"
Lengths: 16' | 18'

Exterior applications:
soffits & porch ceilings

- Reversible
- Tongue & groove
- Extruded - full skin
- Waterproof



BEADBOARD/V GROOVED PLANK
#9734

Dimensions: 1/2" x 5-3/4"
Lengths: 12' | 16' | 18'

Exterior applications:
soffits and porch ceilings

- Reversible
- Hidden nailing hem
- Extruded - full skin
- Waterproof



BOUNDLESS™

Where some see boundaries, Westlake Royal Building Products™ sees opportunities to drive innovation, elevate design and deliver solutions that redefine the industry. Our comprehensive selection of products, materials and widely expressive color palettes and textures meet any home demand—inside and out, East Coast to West. Giving everyone the tools and technology to transform spaces into anything they want. This is our mission. And it's Boundless™.



SIDING & ACCESSORIES

TRIM & MOULDINGS

ROOFING

STONE

WINDOWS

OUTDOOR LIVING

