

THE METRO

COLLECTION

TIMELESSLY MODERN MOULDINGS



WWW.GARDENSTATELUMBER.COM

CASINGS




MCC534
1-3/8" x 5-3/4"



MCC434
1-3/8" x 4-3/4"



MCC334
1-1/8" x 3-3/4"



MCC334 Casing



MCC434 Casing



MCC534 Casing



MCC434 Used as Chair Rail

CASINGS



MCC575
1-3/8" x 5-3/4"



MCC475
1-3/8" x 4-3/4"



MCC375
1-1/8" x 3-3/4"



MCC375 Casing



MCC475 Casing



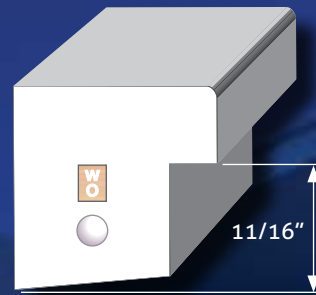
MCC575 Casing



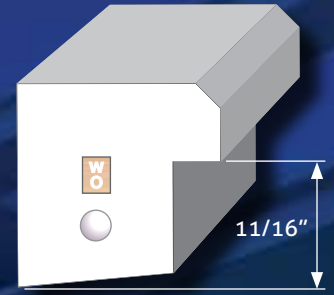
MCC475 Used as Chair Rail



BACK BANDS




MCBB1
1-1/16" x 1-1/16"

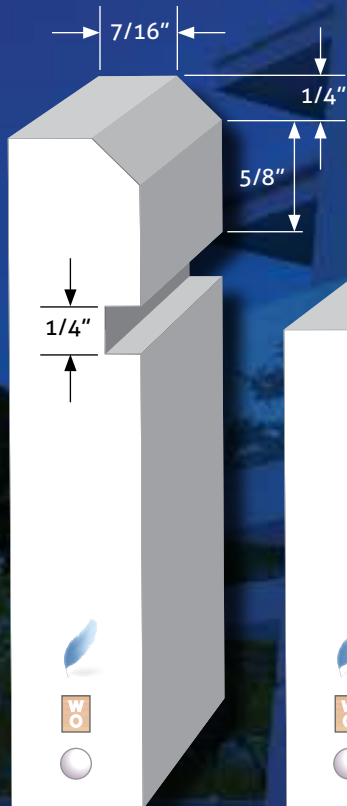


MCBB2
1-1/16" x 1-1/16"

CASINGS



MCC412
11/16" x 4-1/2"



MCC312
11/16" x 3-1/2"



MCC212
11/16" x 2-1/2"




SCOOP35
13/16" x 3-1/2"




STEP35
13/16" x 3-1/2"



*MCC312 Casing, MCBB1 Back Band,
LS6 Sill, MCC212 Apron*



SCOOP35



STEP35






MCC212 Casing




MCC212 Casing & MCBB1 Back Band



MCC212 Casing & MCBB2 Back Band




MCC312 Casing




MCC312 Casing & MCBB1 Back Band




MCC312 Casing & MCBB2 Back Band



MCC412 Casing



MCC412 Casing & MCBB1 Back Band



MCC412 Casing & MCBB2 Back Band



CHAIR RAILS

MCC475



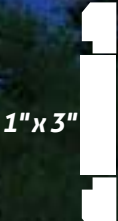
MCC475 Used as Chair Rail

MCC334



MCC334 Used as Chair Rail

MCAP1



1" x 3"

MCAP1



MCAP1 with 1" x 3"

MCAP2



1" x 4"

MCAP2



MCAP2 with 1" x 4"

MSC175



5/4" x 4"

MSC175



MSC175 with 5/4" x 4"

1" x 2"



MSC275



MSC275 with 1" x 2"



BASES



MCB725
9/16" x 7-1/4"



MCB525
9/16" x 5-1/4"




MCB525 Base



MCB725 Base

BASES



MCB712
9/16" x 7-1/2"




MCB512
9/16" x 5-1/2"



MCB7
11/16" x 7"



MCB5
11/16" x 5"



MCS1
5/8" x 1"



MCB512 Base, MCS1 Shoe



MCB712 Base, MCS1 Shoe




MCB5 Base




MCB7 Base, MCS1 Shoe

BASES



STEP7
11/16" x 7"



STEP55
11/16" x 5-1/2"



SCOOP7
11/16" x 7"



SCOOP55
11/16" x 5-1/2"



SCOOP55 Base



STEP55 Base



SCOOP7 Base





STEP7 Base

CAPS & S4S

USED IN BASE APPLICATIONS

Add our Metro Caps & Panels to our S4S for an endless array of design details



PLATINUM XL = **XL**



30 YEAR WARRANTY

PLATINUM PROTECTED = **XLP**

1/2 x S4S:

- 1/2 x 2 (1/2 x 1-1/2) **XL**
- 1/2 x 3 (1/2 x 2-1/2) **XL**
- 1/2 x 4 (1/2 x 3-1/2) **XL**
- 1/2 x 6 (1/2 x 5-1/2) **XL**
- 1/2 x 8 (1/2 x 7-1/4) **XL**

1 x S4S:

- 1 x 2 (3/4 x 1-1/2) **XL**
- 1 x 3 (3/4 x 2-1/2) **XL XLP**
- 1 x 4 (3/4 x 3-1/2) **XL XLP**
- 1 x 5 (3/4 x 4-1/2) **XL XLP**
- 1 x 6 (3/4 x 5-1/2) **XL XLP**
- 1 x 8 (3/4 x 7-1/4) **XL XLP**
- 1 x 10 (3/4 x 9-1/4) **XL XLP**
- 1 x 12 (3/4 x 11-1/4) **XL XLP**

5/4 x S4S:

- 5/4 x 4 (1-1/8 x 3-1/2) **XL XLP**
- 5/4 x 6 (1-1/8 x 5-1/2) **XL XLP**
- 5/4 x 8 (1-1/8 x 7-1/4) **XL XLP**
- 5/4 x 10 (1-1/8 x 9-1/4) **XL XLP**
- 5/4 x 12 (1-1/8 x 11-1/4) **XL XLP**

V-GROOVE:

- 1 x 6 (3/4 x 5-1/2) **XLP**

EDGE & CENTER BEADS:

- 1 x 4 ECB (9/16 x 3-1/2) **XL**
- 1 x 6 ECB (3/4 x 5-1/2) **XL XLP**

SHIPLAP:

- 1 x 6 (3/4 x 5-1/2) **XLP**
- 1 x 8 (3/4 x 7-1/4) **XLP**




MCAP34 Cap, 1" x 6", MCS1 Shoe Moulding



MCS1 Shoe used as cap, 1" x 6", MCS1 Shoe



PANELS & CAPS



MSC175
7/8" x 1-3/4"




MCAP54
1" x 1-3/4"




MCAP34
5/8" x 1-3/4"



MCAP1
3/4" x 1-1/16"



MCAP2
3/4" x 1-1/16"



MCS1
5/8" x 1"



MSC175 as cap, 1" x 8", 1/2" x 2" as Shoe Moulding



MCAP2 Cap, 1" x 6", MCS1 Shoe Moulding




MCAP1 Cap, 1" x 8", MCS1 Shoe Moulding



Casing: MCAP1 on 1x5, Base: MCAP1 on 1x8



EASED EDGE PROFILES
CASINGS



WM412
11/16" x 3-1/2"



E2E432
9/16" x 3-1/2"



WM452
11/16" x 2-1/2"



WM472
9/16" x 2-1/2"




*Base, Panel & Cap: SAN525 Base, SB6MG Modern Groove, MSC175 Solid Crown, B8121
Window: MCC312 Casing, MCBB2 Back Band, LS6 Stool, MSC175 Solid Crown*


EASED EDGE PROFILES BASES



SAN725 Base



SAN725
9/16" x 7-1/4"



SAN525
9/16" x 5-1/4"



SAN414
9/16" x 4-1/4"



LWM412
11/16" x 3-1/2"




LWM432
9/16" x 3-1/2"




SOLID CROWNS



MSC275
1-3/8" x 2-3/4"



MSC225
1-1/8" x 2-1/4"



MSC175
7/8" x 1-3/4"



Cap: *MSC175 Solid Crown, B8121*

Window: *MCC312 Casing, MCBB2 Back Band, LS6 Stool, MSC175 Apron*

MODERN HEADER DETAIL



MSC275



5/4" x 6"

MCS1

MCC412



SAN414

MCOV5

MSC175


MCC412
& MCBB2



1" x 8"

WM887





MCOV8

1-1/8" x 7-1/4"

Projection: 5-1/16" Height: 5-1/16"

MCOV6

1-1/8" x 5-1/4"


Projection: 3-5/8" Height: 3-5/8"

MCOV5

3/4" x 4-1/4"

Projection: 3" Height: 3"

COVE BUILD UPS



STEP COVES




MCR514, MCC312



MCR714
1-1/16" x 7-1/4"



MCR514
1-1/16" x 5-1/4"

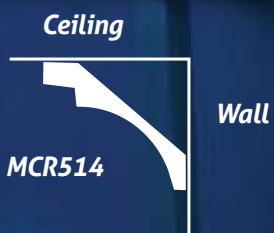




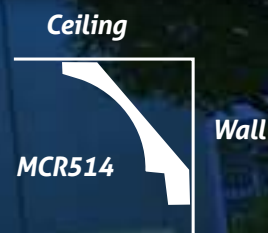
MCR514 Ceiling Step



MCR514 Wall Step



Projection: 3-7/8" Height: 3-1/2"



Projection: 3-1/2" Height: 3-7/8"



MCR714 Ceiling Step



MCR714 Wall Step



Projection: 5-1/2" Height: 4-5/8"



Projection: 4-5/8" Height: 5-1/2"

CROWNS



MCR750
1-1/8" x 7-1/2"
Projection: 5-1/4"
Height: 5-1/4"



MCR650
1-1/8" x 6-1/2"
Projection: 4-5/8"
Height: 4-5/8"



MCR550
1-1/8" x 5-1/2"
Projection: 3-7/8"
Height: 3-7/8"

CROWNS



MCR550 Ceiling Step



MCR550 Wall Step



MCR650 Ceiling Step



MCR650 Wall Step




MCR750 Ceiling Step



MCR750 Wall Step




Add our Metro Caps & Panels to our crowns for an endless array of design details




MSC175
7/8" x 1-3/4"




MCAP34
5/8" x 1-3/4"



MCAP1
3/4" x 1-1/16"




MCAP2
3/4" x 1-1/16"



MCS1
5/8" x 1"



MCR550 Step on Wall, MCAP1 Bottom, MCAP34 on Top




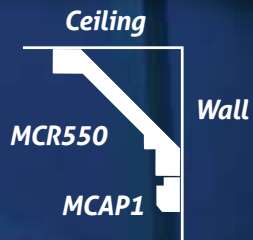
CROWN BUILD UPS



MCR550 Step on Wall, MCAP1





MCR550 Step on Ceiling, MCAP1


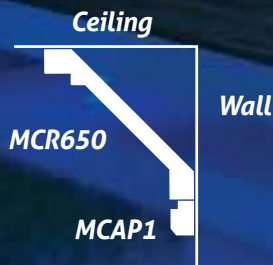

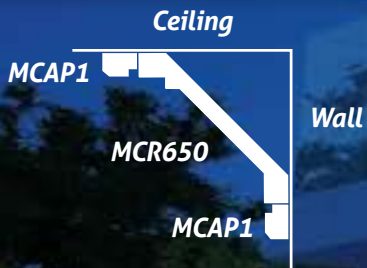


MCR550 Step on Wall, MCAP1, MCC412



MCR550 Step on Ceiling, MCAP1, MCC412






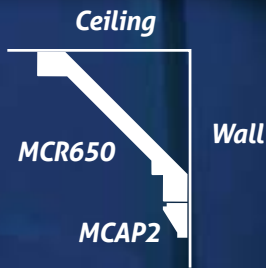
CROWN BUILD UPS



MCR650 Step on Wall, MCAP2



MCR650 Step on Ceiling, MCAP2



MCR650 Step on Ceiling, MSC175, MCS1



MCR650 Step on Wall, MSC175, MCS1

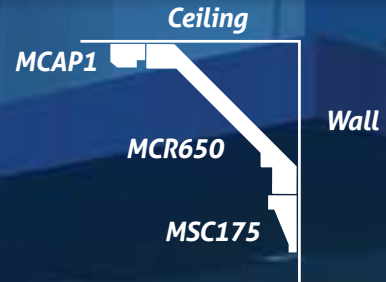





MCR650 Step on Ceiling, MCAP34




MCR650 Step on Wall, MSC175, MCAP1



MCR750 Step on Wall, MCAP34



MCR750 Step on Wall, MSC175




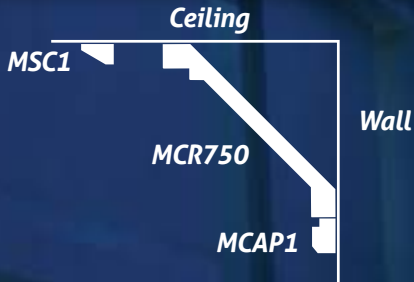
CROWN BUILD UPS



MCR750 Step on Ceiling, MCAP1, MCS1





MCR750 Step on Wall, MCAP1, MCS1



MCR750 Step on Ceiling, MCAP34


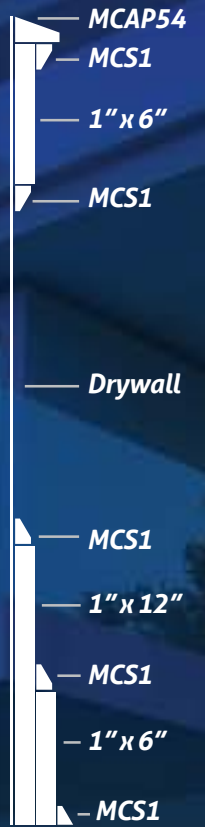


MCR750 Step on Wall, MCAP34





MCAP54, MCS1, 1"x6", 1"x12"



MCS1 used as a panel moulding



MCAP54 & MCS1 used as a panel cap



MCS1 Shoe used as a base cap, 1"x6", MCS1 shoe

CAPS USED IN PANEL APPLICATIONS




MCAP34, 1"x6", 1"x12"



MCAP34 used as a panel cap



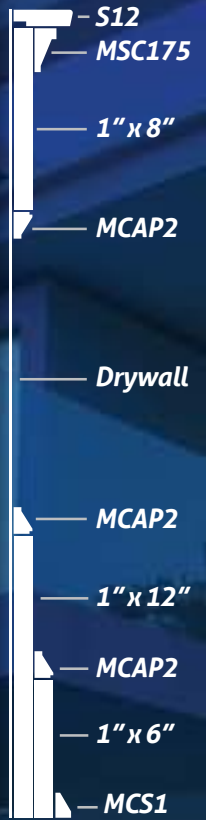
MCAP34 used as a base cap, 1"x6", MCS1 shoe




MCAP34 used as a panel moulding




S12, MSC175, MCAP2, MCS1, 1"x8", 1"x12"



MCAP2 used as a panel moulding



S12 & MSC175 used as a panel cap



MCAP2 used as a base cap, 1"x6", MCS1 shoe


CAPS USED IN PANEL APPLICATIONS



8121, MSC225, MCAP1, MCB712, MCS1, 1" x 6", 1" x 12"



8121 & MSC225 used as a panel cap



MCB712, MCS1 shoe



MCAP1 used as a panel moulding





MSC175, MCAP2, MCS1, 1"x3", 1"x4", 1"x5", 1"x6", 1"x10"


- 1"x3"
- MSC175
- 1"x6"
- MCAP2
- MCAP2
- 1"x4"
- MCAP2
- Drywall
- MCAP2
- 1"x10"
- MCAP2
- 1"x5"
- MCS1



MCAP2 used as a panel moulding



1"x3" & MSC175 used as a panel cap



MCAP2 used as a base cap, 1"x5", MCS1 shoe



PANELS & CAPS USED IN COLUMN APPLICATIONS

MSC275 —

3/4" MDF —

MCS1 —

MCAP2 —

1/4" MDF —

MCAP2 —

3/4" MDF —

MCS1 —

1" x 12" —

MCAP2 —

1" x 6" —

MCS1 —

MCC575 —

3/4" MDF —

MCAP2 —

1/4" MDF —


MCAP2 —

3/4" MDF —

MSC175 —

1" x 8" —



1/2" x 3" —








- 1 **MCR650, MCAP1**
- 2 **MCC475**
- 3 **MCAP2**
- 4 **MCC575***
- 5 **MCAP2**
- 6 **MCC412, MCBB2**
- 7 **MCC575***
- 8 **1x8, MXC175, 1/2 x 3**

**flip upside down*






- 1 **MCAP34, MCR750, MCAP1**
- 2 **MCC412, MCBB1**
- 3 **1x8, MCOV5, SAN414, MSC175, WM887**
- 4 **MCS1 WITH MCAP34**
- 5 **MCS1, 1x6**
- 6 **MCS1, 1x4**
- 7 **MCOV5, MCAP34, MCS1, 1x3**




THE METRO COLLECTION




- 1 MCB712
- 2 MCR550
- 3 MCC312
- 4 NG714 T&G



1



2






3






4




- 1 **MCB725**
- 2 **MCC434**
- 3 **MCR714**
- 4 **MSC275**






THE METRO COLLECTION





- 1 **MCS1 + 1X6"**
- 2 **STEP35**
- 3 **MCR514**
- 4 **MCR650**



NOW AVAILABLE IN WHITE OAK

THE METRO
COLLECTION
TIMELESSLY MODERN MOULDINGS



Introducing
the GSL App!

